

Note: To insure many years of service from your Flextur Weld Table or Workbench, we recommend the following care and maintenance.

Weld Table Care

Daily

1. Blow top surface off with high pressure air
2. Spray Weld Table top with anti-spatter before each job

Bi-Weekly

1. Spray table with WD-40
2. Polish using powered wire brush
(Air or Electric recommended)
3. Spray Weld Table top with anti-spatter

Workbench Care

Weekly

1. Spray Workbench Surface with WD-40
2. Wipe with Clean Dry Shop Towel

Tools Needed


- 1) WD-40 (aerosol can)
- 1) Anti-Spatter (aerosol can)
- 1) High Pressure Air
- 1) Power Wire Brush
- 1) Clean Dry Shop Towel



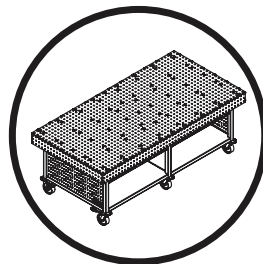
78909250 • WELD TABLE (36x30)



78909265 • WELD TABLE (36x72)



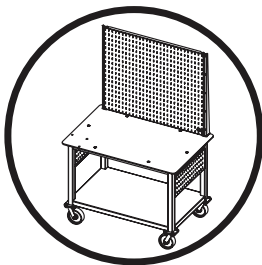
78909515 • WELD TABLE (48x48)



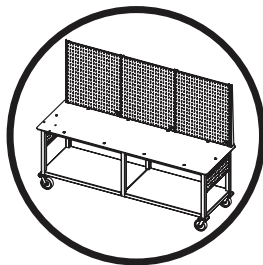
78909522 • WELD TABLE (96x48)




78909100 • MOBILE WELDING TABLE CART
(30x48)




79059610 • WORK BENCH (48x32)
With 79058325 Tool Board Kit



79059630 • WORK BENCH (96x32)
With 79058335 Tool Board Kit



78909510 • WELD TABLE (48x48)
STATIONARY



78909530 • WELD TABLE (96x48)
STATIONARY